




# Wood Tech Industries, Inc.


Catalog 20C

## Price List & Product Specification Catalog



## Stile and Rail Profiles

The Stile and Rail profile comes with eased edges. With the cutter profile having a slight radius where the panel meets the stile, the stain can work its way under the stile. Thus when movement from panel contraction occurs, it will help to eliminate the unfinished part of the panel from showing as easily as traditional cabinet door cutting.




SR-1



SR-2



SR-4




SR-5



SR-3

(Use with raised panels)



SR-31

(Use with flat panels)



SR-8  
45°



SR-81  
45°

(Use with flat panels)




SR-21

(Use with flat panels)



SR-9  
22.5°



SR-91  
22.5°

(Use with flat panels)



SR-12



SR-820



SR-821

(Use with flat panels)

1095 EAST GLENBROOK DRIVE • PULASKI, WISCONSIN 54162  
PHONE (920) 822-4772 • FAX (920) 822-4336  
WWW.WTIDOORS.COM • WWW.WOODTECHINDUSTRIES.COM

# Panel Profiles



Panel 1



Panel 2



Panel 3



Panel 4



Panel 5



Reverse Flat Panel



Flat Panel  
(MDF Core)

# Style DFRP Drawer Front Profiles



Style 11



Style 12



Style 13



Style 1A



Style 15



Style 16

# Door Edge Profiles



Edge A



Edge B  
3/8" Radius



Edge C  
3/8" Radius



Edge D



Edge G



Edge H



Edge I



Edge J



Edge K



Edge L



Edge M



Edge N



Edge O  
(1/4" Radius)



Edge P  
(1/4" Radius)



Edge R



Edge S



Edge T



Edge AB



Edge AP  
(1/4" Radius)



Edge AT



Edge BG



Edge BK



Edge V



Edge U



Edge BC




Edge F

# Mitered Door Profiles M100 Series


M100 series doors come standard with 2 ¼” stile and rails. Other widths are available. Outside profiles on M100 series are found on page 12. When ordering M100 series include outside profile letter in style number (example: M102-A).




M101




M102




M103




M131




M104



M105



M108




M181

# Mitered Door Profiles M100 Series


M100 series doors come standard with 2 ¼” stile and rails. Other widths are available. Outside profiles on M100 series are found on page 12. When ordering M100 series include outside profile letter in style number (example: M102-A).



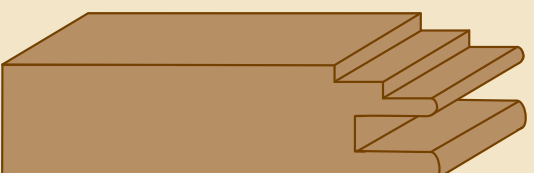
M109



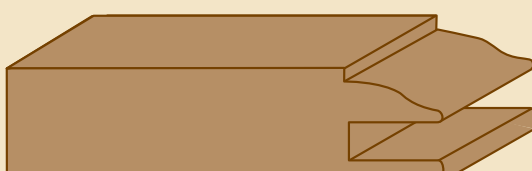
M191




M112



M110



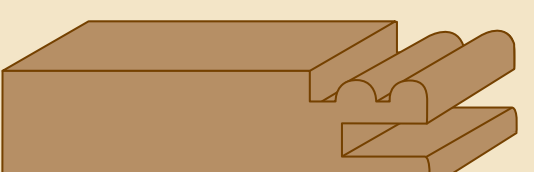
M106



M111



M120



M107

Doors with miter profiles M106, M107, M110, M111 or M120 cannot have a center rail or center stile in door.

# Mitered Door Profiles M200 Series


M200 series doors come standard with 2 ¼" stile and rails. Other widths are available.




M201



M202



M203



M231




M204



M205



M208



M281

# Mitered Door Profiles M200 Series

M200 series doors come standard with 2 ¼" stile and rails. Other widths are available.



M209



M291



M212



M210



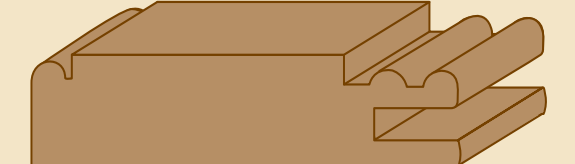
M206



M211



M220



M207

Doors with miter profiles M206, M207, M210, M211 or M220 cannot have a center rail or center stile in door.

# Mitered Door Profiles M500 Series

M500 series doors come standard with 2 ¼" stile and rails. Other widths are available.



M501



M502




M503




M531



M504



M505




M508



M581

# Mitered Door Profiles M500 Series


M500 series doors come standard with 2 ¼" stile and rails. Other widths are available.



M509



M591



M512




M510



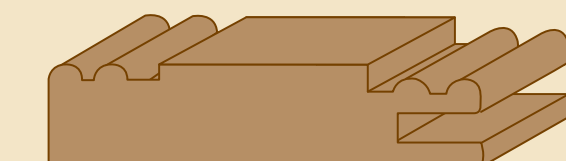
M506



M511



M520

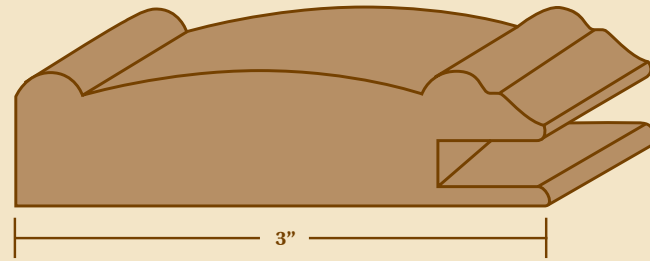


M507

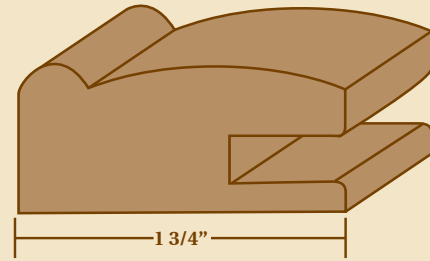
Doors with miter profiles M506, M507, M510, M511 or M520 cannot have a center rail or center stile in door.

# Mitered Door Profiles M400 Series

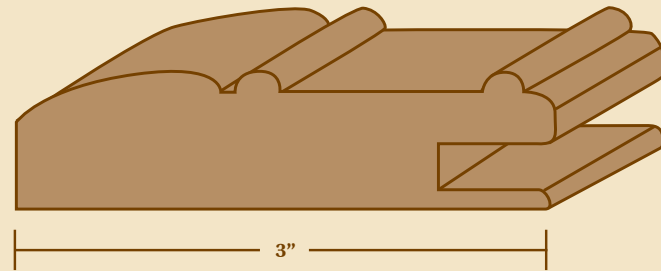
M400 series doors cannot have a center stile or rail.



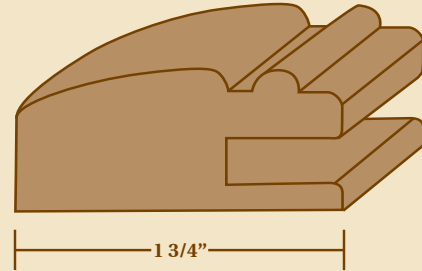
M401



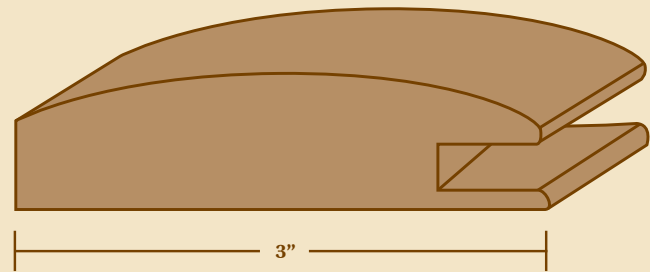
M411



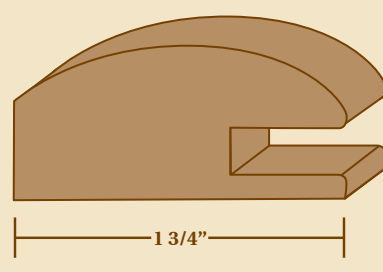
M402



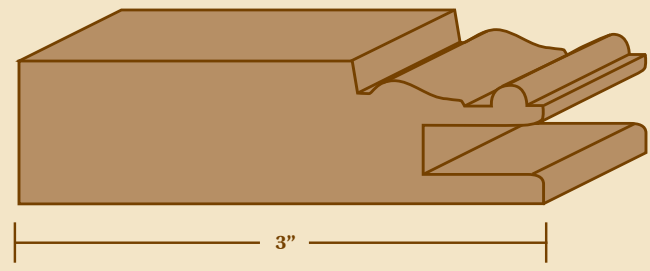
M412



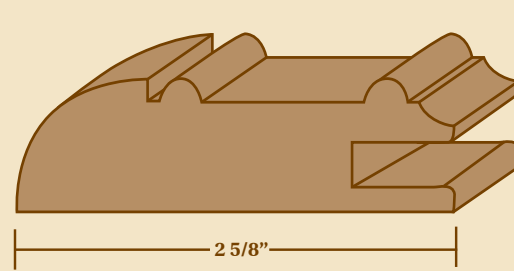
M403



M413



M404



M405

M404 doors come standard with 3" stile and rails. Other widths are available. When ordering M404 doors choose an outside profile on page 12.

## Product Warranty

Wood Tech Industries warrants that their products are free from defects in materials and workmanship for a period of one year.

Doors that warp greater than 3/16" will be considered defective and replaced.

Natural characteristics such as mineral streaks and grain patterns are not considered defects. Wood Tech Industries matches grain and color to the best of their ability.

Wood Tech Industries is not liable for damage caused by storage, improper handling or installation by the customer.



1095 E. Glenbrook Drive • Pulaski, Wisconsin 54162  
 920-822-4772 • Fax: 920-822-4336  
[www.wtidoors.com](http://www.wtidoors.com) • [www.woodtechindustries.com](http://www.woodtechindustries.com)