




Wood Tech Industries, LLC.



**Custom
Doors**

**Cabinet
&
Components**



Visit our website at:
www.wtidoors.com

WOOD TECH INDUSTRIES • PULASKI, WISCONSIN 54162
WWW.WTIDOORS.COM • WWW.WOODTECHINDUSTRIES.COM

Welcome to Wood Tech Industries, LLC.

Large enough to serve you, yet small enough to care.



Wood Tech Industries began in 1997 with our mission to provide quality cabinet components at an affordable price. From the beginning we have been committed to working personally with each company to provide you with quality custom doors and components that will make your project the best it can be. When you contact us our personal service is guaranteed. Our commitment to quality and service still remains true today.

Brock Treankler
President

Need a door style or profile you don't see? Please contact us. Whether it is a raised panel cabinet end, special door or other cabinet item, our customer service representatives will work with you and do our best to provide you with that item.



Style 11



Style 12



Style 13

Square Panel



Style 15



Style 16
Standard Mullions



Style 17
Molded Mullions



Style 18
Prairie Style Lites





Style 41



Style 45



Style 44

Oval Arch



Style 46
Standard Mullions



Style 47
Molded Mullions



Style 42



Style 43

- Oval Arches come in two different risers.

- See back of catalog for profiles available.



- Doors are available in a variety of woods.



Style 81



Style 85



Style 84

High Oval



Style 86
Standard Mullions



Style 87
Molded Mullions



Style 82



Style 83

We Accept





Style 61



Style 65



Style 64

Eyebrow Arch



Style 66
Standard Mullions



Style 67
Molded Mullions



Style 62



Style 63





Style 51



Style 55



Style 54

Country Style



Style 56
Standard Mullions



Style 57
Molded Mullions



Style 52



Style 53





Style 21



Style 25



Style 24

1-1/2" Rise Cathedral



Style 26
Standard Mullions



Style 27
Molded Mullions



Style 22



Style 23

- See back of catalog for wood species.



Wood Species

- ✓ Red Oak
- ✓ Birch
- ✓ Maple
- ✓ Cherry
- ✓ Ash
- ✓ Knotty Pine
- ✓ Other Wood Species Available



Style 71



Style 75



Style 74

1-3/4" Rise Cathedral



Style 76
Standard Mullions



Style 77
Molded Mullions



Style 72



Style 73

We Accept





Style 31



Style 35



Style 34

2" Rise Cathedral



Style 36
Standard Mullions



Style 37
Molded Mullions



Style 32



Style 33

- Free sample program. Call for details.

French Style



Style 212 L



Style 212 R



Style 213 L



Style 213 R

Multi Panel Doors



Style 414



Style 412



Style 413

Shaker Style Doors



Style 111 FP



Style 111 FPG



Style 11 FP
Shown In Maple



Style 11 FPG
Shown In Maple

Door panels come standard with beads on 2" centers. Custom centering is available at no charge.



Style 111 FPB



Style 11 FPB
Standard 2" center
Shown in Oak



Style 11 FPB
Custom 4" center beads
Shown in Maple

- Custom centering is available on beaded or grooved doors.



Solid Slab Doors



Style DFDE
(Shown With Vertical Grain)



Style DFG



Style DFDE



Style 11 SP
Shown In Maple



Style 11 SPG
Shown In Hickory



Style 11 SPB
Shown In Hickory

**Style 11 SP and Style 11 SPG come with battens on the back to help prevent warping.*

Give your cabinets a contemporary look with our 11 SP solid slab door. Or for a country look, use our solid slab door with face mounted battens or grooves.



Style 11 LSG
Shown In Oak



Style 11 LSPG
Shown In Oak

Applied Molding Doors

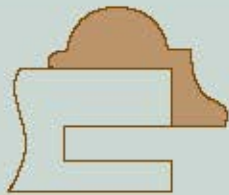
Applied molding doors are available in mitered or cope and stick style. Any outside edge found on page 33 is available. Our beaded edge is also available on our mitered doors.



Maple Flat Panel

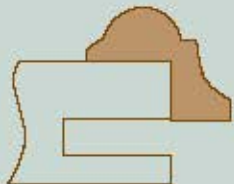


Maple Raised Panel
Applied Molding



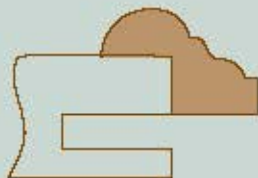
Profile A

M300A - Mitered door
S301A - Cope and stick door



Profile B

M300B - Mitered door
S301B - Cope and stick door



Profile C

M300C - Mitered door
S301C - Cope and stick door



Mitered Doors

Create an elegant look at an affordable cost with our mitered doors. Many profiles to choose from with new profiles always being added.



Style 412



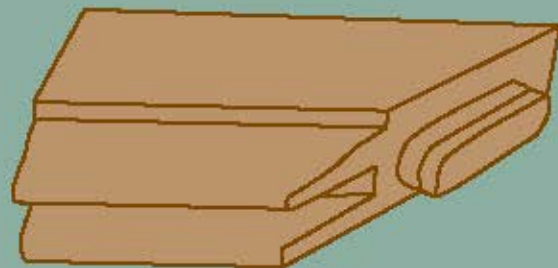
Style 411



Style 402



Style 401



- Concealed mortise and tenon joint.
- Fluted tenon for added gluing strength.

Applied Rope Molding Doors

Give your cabinets an elegant look with our rope molding doors.



M314
1/4" Rope Molding



M338
3/8" Rope Molding

Rope molding doors are only available in mitered style. Any outside edge profile found on page 33 along with our mitered bead is available. Drawer front rail width of 1 3/4" and door rail width of 2 1/4" are standard. Other widths are available.



Rope molding are inserted in rail.



Style M338
1 3/4" Stile and Rails



Style M338
2 1/4" Stile and Rails



- Other rustic woods are available.



Rustic Cherry



Knotty Pine

Rustic Woods

Our rustic woods will fit well in both cabin and home projects. The mix of streaks and knots will give your project a unique look. The pictures shown are only examples; grain patterns, streaks and knots vary with every door.



Rustic Oak



Rustic Hickory



Rustic Alder



Style 11 FP



Style 31 FP



Style 61 FP

Flat Panel Doors



Style 51 FP

Our quality craftsmanship was not left out of these lower cost flat panel doors. All door styles are available in the flat panel.



Style 212 LFP



Style 212 RFP

- Free samples are available. Call for details.

Corner Plugs

Highlight your doors with dark Wenge plugs. Available in single and double corner plugs.



V Grooves

Add a unique look with our SR-820 or SR-821 stile and rail profile.




Raised Panel Door
with SR-820



Flat Panel Door
with SR-821

Solid MDF Paint Grade Doors



Style 11 MDF



Style 81 MDF


Any outside edge on page 33 is available and inside choices are below.



C1200



C1201





MDF Panel Paint Grade Doors

Great doors for your painted projects.

Solid wood stile and rails provides crisp square inside corners along with added hinge mounting strength. MDF center panels help reduce shrinkage. Doors are available in all styles. Center panels are available in raised, flat or reversed flat styles.



Drawer Fronts

All door profiles are available on drawer fronts.



Style DFLS



Style 111 FP



Style 111



Style DFRP
Raised Panel Profile



Style DFDE
Door Edge Profile

Fire Places and Valances



Mantel Arches



Raised
Panel
Mantel
Legs



Beaded
Mantel
Legs

Wainscot Panels

Dress up your office, den and other rooms with these beautiful wall panels. These panels can also be used for backs of snack bars, island cabinets and refrigerator ends. Wainscot panels are available in almost any door style.



Raised Panel Wainscot




Tongue and Groove Wainscot

- Standard 5" Wide
- Other Widths Available

Custom Products

Does your next project call for a special piece? We will work with you to give your kitchen the elegant, custom look.



Custom Arches



Special Doors



Special Woods



Unique Looks



Bread Boards

Refacing Materials

Make old cabinets look like new with our refacing supplies.

- Face frame material 3/32" thick for easier standing.
- Use standard wood adhesive to apply.

Before

After



New dovetail boxes and drawer fronts available

Precut or full MDF veneer sheets

Many different door choices to choose from.

Wood Choices:

- Alder
- Ash
- Cherry
- Hard Maple
- Hickory
- Red Oak
- Soft Maple
- White Birch
- Yellow Birch

Solid wood face frame material

- Available in 2", 3" or 4" widths
- Stock 72" lengths
- Custom 96" lengths available





Style 100
Standard Box



Style 101
Pull-out Scoop Box

Dovetail Drawer Boxes

Upgrade your cabinets with our beautiful dovetail drawer boxes. The solid wood boxes come in a variety of wood species.



Style 102
High Back Box



Style 103
High Back Scoop Box



Style 200
Corner Box

Need other ideas for your corner cabinet? Our corner box makes a great option.

BOXES AVAILABLE IN:

- Ash
- Natural Birch
- Budget Cherry
- Cherry
- Brown Soft Maple
- White Soft Maple
- Oak
- Poplar

Dovetail Box Divider Options



Style 110
5 piece divider



Style 111
6 piece divider



Style 120
Pull out divider



Style 121
Side pull out divider
(minimum 16" width)

Wood Types

Alder	This material will be a blend of reddish brown sapwood and heartwood. Small amounts of mineral streaks may be present.
Rustic Alder	This material will be a blend of reddish brown sapwood and heartwood. Knots, mineral streaks are present. Knots may have voids but material will be structurally sound.
Ash	A mix of light color sapwood and darker color heartwood throughout. Panels are glued so the sapwood and heartwood bleed away from each other. All white or all brown color woods are available by ordering select woods.
Yellow Birch	The sapwood grade of this species is used. Some small amounts of heartwood may bleed through and also show up in machined areas of the door.
Natural Yellow Birch	A mix of sap and heartwood throughout. Panels are glued so the sapwood and heartwood bleed away from one another.
White Birch	The sapwood grade of this species is used. Some small amounts of heartwood may bleed through and also show up in machined areas of the door.
Natural White Birch	A mix of sap and heartwood throughout. Panels are glued so the sapwood and heartwood bleed away from one another.
Butternut	A mix of sapwood and heartwood. Material will be blended.
Rustic Butternut	A mix of sapwood and heartwood. Knots and mineral streaks will be present. Knots may have voids but material will be structurally sound.
Cherry	Majority of this wood will be the red heartwood. A small percentage of the light color sapwood will be present. This sapwood may expose itself on the face of the door. Color will be blended throughout the door. Small amounts of mineral and pitch may be present.
Rustic Cherry	A mix of knots, mineral and pitch will be present. Both heartwood and light color sapwood is used. Knots may have voids but material will be structurally sound.
Budget Cherry	A mix of sapwood and heartwood is used. Color is not blended. This material is used in our drawer boxes.
Hickory	A mix of white sapwood and brown heartwood. Sapwood and heartwood colors will vary. Panels will be blended and colors will bleed out. Some mineral streaks may be present.

Rustic Hickory	A mix of white sapwood and brown heartwood but tends to lean to the brown heartwood. Knots and heavy mineral streaking is present. Knots may have voids but material will be structurally sound.
Hard Maple	The sapwood grade of this species is used. Some small amounts of heartwood may bleed through and also show up in machined areas of the door.
Natural Hard Maple	A mix of sap and heartwood throughout. Panels are glued so the sapwood and heartwood bleed away from one another.
Soft Maple	The sapwood grade of this species is used. Some small amounts of heartwood may bleed through and also show up in machined areas of the door.
Natural Soft Maple	A mix of sap and heartwood throughout. Panels are glued so the sapwood and heartwood bleed away from one another.
Brown Soft Maple	A heavy percentage of brown heartwood is used. Light color sapwood may be present. This material is available in our drawer boxes.
Red Oak	Slight color variations may appear from one panel to another. Small amounts of sapwood and mineral streaks may be present.
Rustic Red Oak	Slight color variations may appear from one panel to another. Small amounts of sapwood may be present. Knots and mineral streaking is present. Knots may have voids but material will be structurally sound.
Rift Cut Red Oak	Straight grain wood with no cathedral grain patterns present.
Quarter sawn Red Oak	Straight grain with flecking throughout. This grade has a tendency to be more reddish brown in color.
Paint Grade	Birch or maple is used. Wood will have a heavy mix of sap and heartwood.
Knotty Pine	This grade will have a mix of sapwood and reddish brown heartwood. A variety of knot sizes will be present. Knots may have voids but material will be structurally sound.
Clear Pine	This grade will have a mix of sapwood and reddish brown heartwood. All knots are removed.
Poplar	A mix of sapwood and greenish or brownish color of heartwood. Dark mineral streaks may be present.
Quarter sawn White Oak	Straight grain with flecking throughout. This grade has a tendency to be more darker brown in color.

Product Warranty

Wood Tech Industries warrants that their products are free from defects in materials and workmanship for a period of one year.

Doors that warp greater than 3/16" will be considered defective and replaced.

Natural characteristics such as mineral streaks and grain patterns are not considered defects. Wood Tech Industries matches grain and color to the best of their ability.

Wood Tech Industries is not liable for damage caused by storage, improper handling or installation by the customer.



Wood Tech Industries, LLC.

1095 E. Glenbrook Drive • Pulaski, Wisconsin 54162
920-822-4772 • Fax: 920-822-4336
www.WTIdoors.com • www.WoodTechIndustries.com